

# Simplified management of solar and storage systems

## Conext™ Gateway

Introducing a powerful new control solution that provides local system configuration and management as well as live system monitoring for the residential and commercial range of solar and storage products



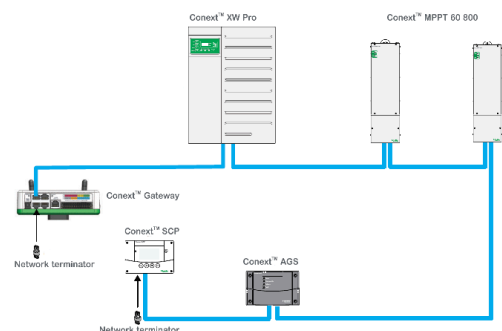
### Solution at a glance

The new Conext™ Gateway provides local system configuration and management as well as live system monitoring for the residential and commercial range of solar products.

To accelerate the installation and system setup process, the Conext™ Gateway offers wireless connectivity along with more intuitive configuration and system management tools. To give users better insights into your solar system performance, the Conext™ Gateway's graphing and reporting interfaces are completely updated.

The Conext™ Gateway together with Conext™ Insight 2 will bring system monitoring and remote management to the cloud.

The Conext™ Gateway is compatible with the new Conext™ XW Pro and the rest of the residential and commercial range of solar and storage products.



# Conext™ Gateway

Advanced diagnostics for solar and battery systems

## Higher return on investment

- Monitor solar system performance in real time on your local network
- Monitor your system from anywhere using Conext™ Insight 2
- Measure and compare energy performance over varying time frames

## Flexible

- Multiple visualizations for trend analysis as well as custom data logging for diagnostics
- Built-in wireless access point (WAP) connectivity for easy configuration (wirelessly connect a laptop to your Gateway)
- Built-in wireless station mode for connection to a local area network
- Dual Xanbus channels to support larger networks of devices
- Modbus support for string inverters and third-party Modbus devices\*
- Canbus for compatible storage systems (e.g., Li-ion batteries)\*

## Easy to service

- View or download an events log for faster troubleshooting
- Upgrade Conext™ Gateway and other Conext™ devices firmware through Gateway's web application
- Remotely manage system settings and firmware updates from Conext™ Insight 2\*

## Easy to install

- Configure devices remotely on the web
- Surface or DIN-Rail mounting options
- Multiple power supply options; AC adapter or Xanbus

\* This feature is in development as of November 21, 2019. Please contact your local sales representative for more information on features under development

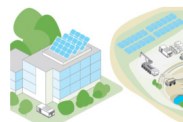
## Applications



Rooftop for feed-in-tariff / net metering



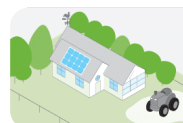
Rooftop for self-consumption with storage



PV-Diesel hybridization



Storage / backup power



Commercial off-grid



Microgrids



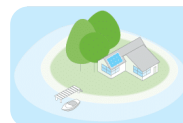
Telecom towers



Residential grid-tie solar with battery backup



Residential self-consumption with storage



Residential off-grid



Residential backup power

# Technical Specifications

## Conext™ Gateway

Device short name	Conext™ Gateway
<b>Electrical Specifications</b>	
Power consumption	2 W average / 10 W peak
AC/DC adapter (supplied)	Input: 100-240V AC, 50-60Hz, 0.6A, Output: 12V DC, 1.5A, 5.5mm outer, 2.1mm center-positive jack
Xanbus	When connected to Conext XW Pro / SW or MPPT 80 600 providing network power
24V on 26-pin connector	24V DC, 1A max input only through pins 1 and 2 Accepts 16 - 24 AWG pin wire size
<b>Physical Specifications</b>	
Part number	865-0329
Weight (device only)	340 g / 0.75 lb
Dimensions (device only) (W × H × D)	134 x 137.4 x 48.5 mm / 5.3 × 5.4 × 1.9 inches
Shipping package dimensions	158 × 158 × 188 mm / 6.2 × 6.2 × 7.4 inches
Shipping package weight	2 kg / 4.5 lb
Housing / Mounting system	ABS Plastic / 35-mm DIN rail clip
IP rating / Mounting Location	IP 20, NEMA 1, Indoor only
Status Display	7 x LEDs
Temperature	Operating: -4 to 122 °F / -20 to 50 °C Storage: -40 to 185 °F / -40 to 85 °C
Humidity	Operating: < 95%, non-condensing Storage: <95%
<b>Features</b>	
Programmable dry contact relay	Screw 3-terminal, 16-24 AWG, NC-Com-NO, Form: Class 2, 24 V DC, 4 A max SELV input only
Graphical user interface	Internet Browser
Remote firmware upgrades	Yes (Conext Gateway and connected Xanbus devices)
Custom Data logger	Yes
Max. number of Xanbus devices	Up to 20 (depending on the device type)
Micro-SD card (supplied)	Read-only
<b>Regulatory</b>	
EMC immunity	EN61000-6-1
EMC emissions	EN61000-6-3, FCC Part 15 Class B, Ind. Canada ICES-003 Class B
Substances / environmental	RoHS
<b>Compatible products part numbers</b>	
Conext XW Pro UL (120/240 V)	865-6848-21
Conext XW+ IEC (230 V)	XW+ 8548 E: 865-8548-61
Conext XW+ UL (120/240 V)	XW+ 6848 NA: 865-6848-01
Conext SW IEC (230 V)	SW 4024: 865-4024-55 / SW 4048: 865-4048-55
Conext SW UL (120/240 V)	SW 4024: 865-4024-21 / SW 4048: 865-4048-21
Conext CL-60 E	PVSCL60E
Conext CL36 IEC	PVSCL36E
Conext MPPT 80 600	865-1032
Conext MPPT 60 150	865-1030-01
Conext System Control Panel	865-1050-01
Conext Automatic Generator Start	865-1060-01
Conext Battery Monitor	865-1080-01

Specifications are subject to change without notice.


  
For indoor use only